

DE LA RECHERCHE À L'INDUSTRIE



www.cea.fr

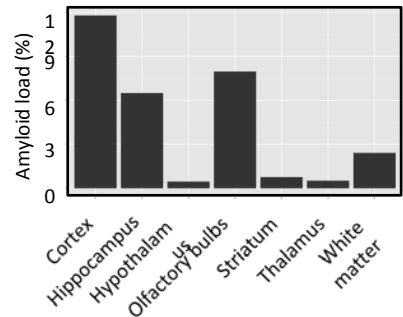
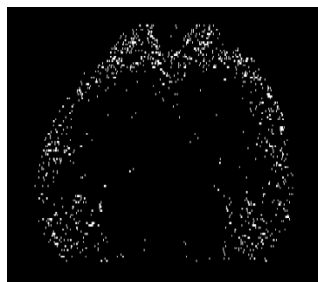
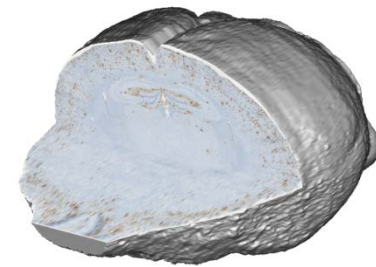
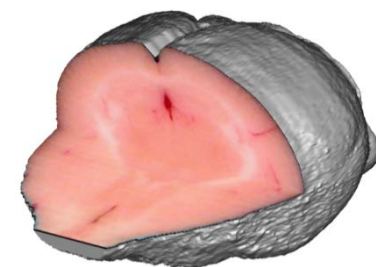
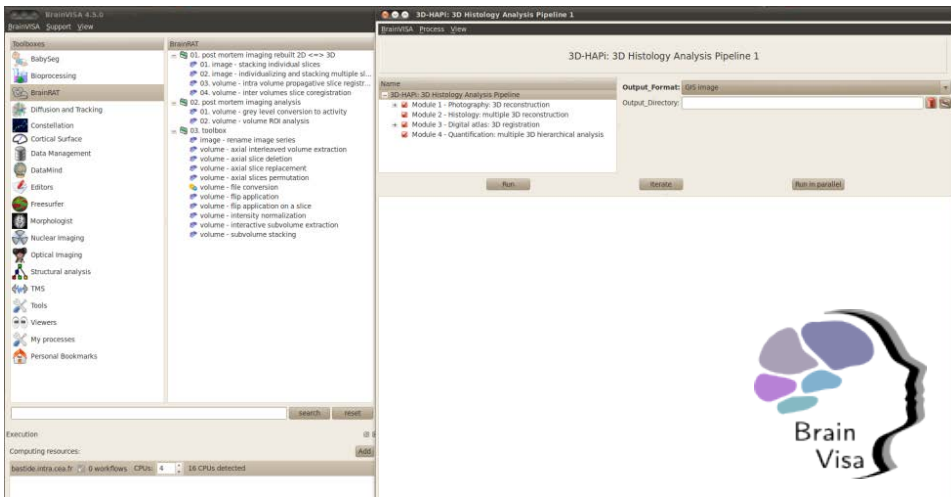
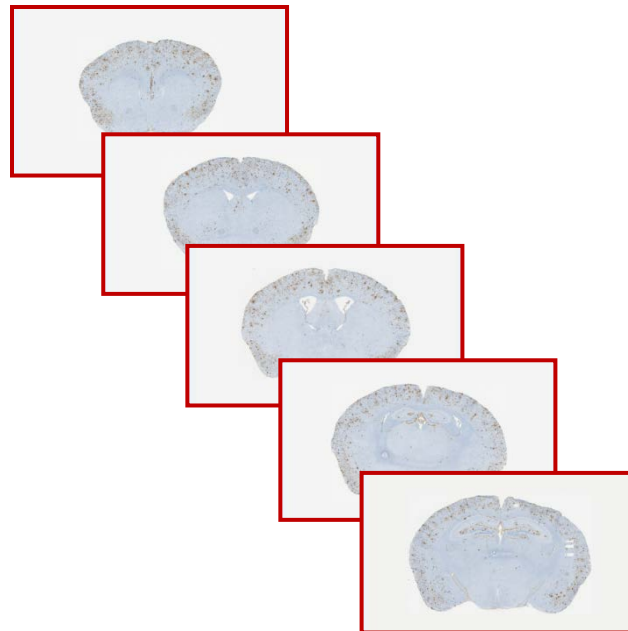

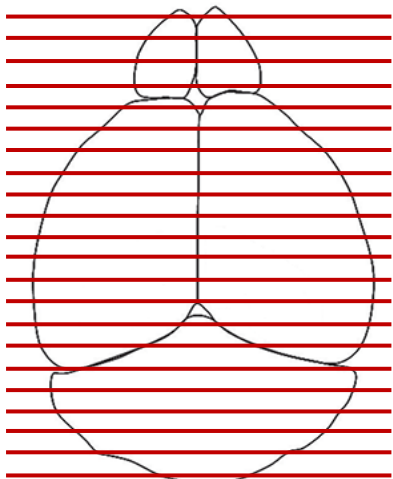


3D QUANTITATIVE HISTOPATHOLOGY IN THE MOUSE BRAIN: FROM MESOSCOPIC TO MICROSCOPIC SCALE

Michel Vandenberghe¹, Anne-Sophie Hérard¹, Yaël Balbastre¹,
Nicolas Souedet¹, Frédérique Frouin², Thierry Delzescaux¹

¹CEA/DSV/I²BM/MIRCent. ²Sorbonne Universités, UPMC Univ
Paris 06, INSERM, CNRS, Laboratoire d'Imagerie Biomédicale.

3D whole-brain quantitative histopathology



Toward microscopic 3D whole-brain quantitative histopathology

Our strategy:

